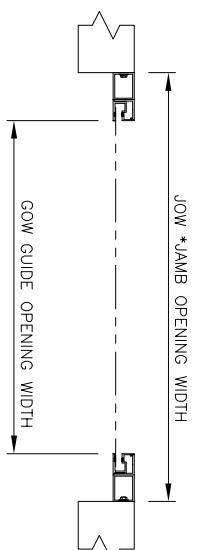
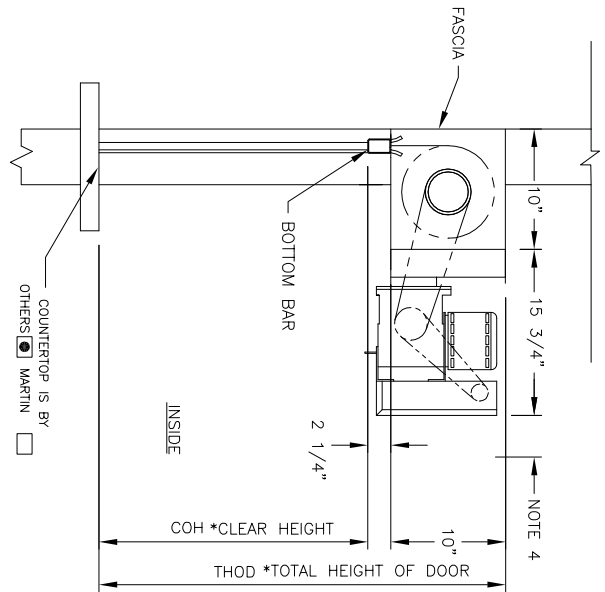
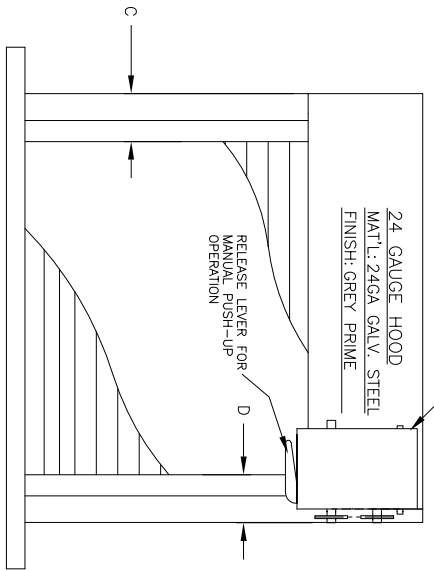
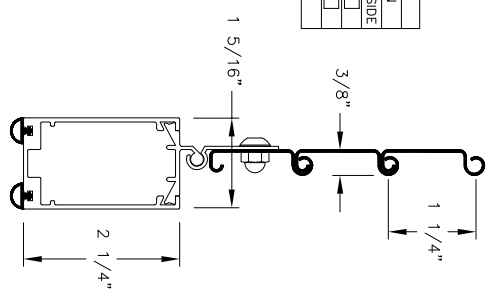
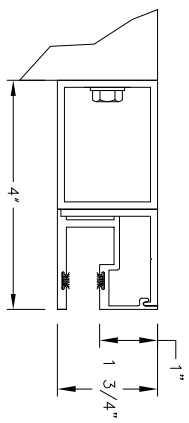


MODEL MGJ MOTOR OPERATOR, 1/2HP



BOTTOM BAR LOCK	
TYPE	OPERATION
THUMBTURN	<input checked="" type="checkbox"/> INSIDE <input type="checkbox"/> OUTSIDE
CYLINDER	<input type="checkbox"/> INSIDE <input type="checkbox"/> OUTSIDE
NO LOCKING	<input type="checkbox"/> INSIDE <input type="checkbox"/> OUTSIDE



SLAT DETAIL: #10
MATT'L: GALV. STEEL
FINISH: GREY PRIME

BOTTOM BAR DETAIL
MATT'L: ALUMINUM
FINISH: CLEAR ANODIZED

GUIDE DETAIL
MATT'L: ALUMINUM
FINISH: CLEAR ANODIZED

COUNTER DOOR || MGJ MTR OPER || BTWJAMB

- NOTES:
1. GENERAL SPECIFICATIONS SEE SHEET 1.
 2. APPROX. WT. OF DOOR IS WT LBS.
 3. THIS DRAWING COVERS GENERAL CONDITIONS, DIMS, AND SPECIFICATIONS ONLY. DO NOT USE FOR INSTALLATION PURPOSES. INSTALLATION INSTRUCTIONS AND DIMENSIONS ARE INCLUDED WITH SHIPMENT.
 4. ALLOW ADEQUATE ROOM FOR WIRING MOTOR.
 5. ELECTRICAL INFORMATION:
 - VOLTAGE ----- PHASE -----
 - CONTROLLER NEMA 1
 - CONTROL STATION NEMA 1
 - PUSH BUTTON SURFACE MTD
 - KEY STATION FLUSH MTD

DIMENSIONS AND CLEARANCES AS NOTED BY ASTERISK (*) MUST BE FIELD CHECKED.

VERIFIED BY: _____ ON: _____

NO CANCELLATIONS OR RETURNS ON THIS ORDER:

Signature: _____

MAKE	HAND	ARCH. MARK	DOOR MARK
	AS SHOWN		
	OPPOSITE		
NO.	BY	DATE	ORIGINAL DRAWING REVISION
1			
2			
3			



JOB: _____

CONTRACTOR: _____

ARCHITECT: _____

DISTRIBUTOR: _____

DRAWING NO. _____ OF _____