



# 1-5/8" Polyurethane Insulated Versatile Replacement Section

Amarr® 2747

# The Ideal Replacement Section for Shiplap Doors.

- Compatible section profile
- Similar exterior and interior groove designs
- Energy-efficient, foamed-in-place polyurethane insulation
- Comparable section weights requires no spring change



Repair any 1-5/8" shiplap door with the versatile Amarr 2747.

## CONSTRUCTION


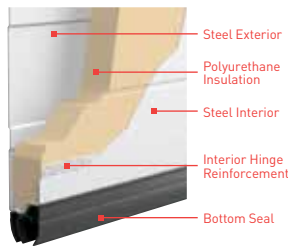
R-Value  
15.1

### Amarr 2747

Heavy-Duty, 1-5/8" 27-gauge steel

- Shiplap section profile design
- Wide groove steel exterior
- Pencil groove steel interior
- Continuous steel backer strip hinge reinforcement
- Triple-contact fin bottom seal with integrated T-slot retainer
- Forward positioned thermal seal for improved performance

### 1-5/8" TRIPLE-LAYER Steel + Insulation + Steel



**Track:** All Amarr doors are available with both 2" or 3" track in Standard Lift, High Lift, Vertical Lift, Low Headroom, and Follow the Roof Pitch. Custom track configurations are also available. For drawings and more information, please visit [www.amarr.com](http://www.amarr.com).

**Springs:** Torsion springs are oil tempered, helical wound and custom computed for each door for a minimum 10,000 cycle life. Optional springs are available up to 100,000 cycle life.

**Standard Hardware:** Galvanized steel hinges and track brackets. All rollers have minimum 10-ball bearings.



**Rapid Install Vertical Lift:** Designed specifically for commercial warehouse and dock doors and saves approximately 20 minutes of installation time per door due to fewer jamb attachments and a pre-assembled, one-piece track. Available for door sizes up to 9'4" x 10'. For more information, please visit [www.amarr.com](http://www.amarr.com)

## SPECIFICATIONS


	Heavy-Duty Amarr 2747
EXTERIOR STEEL THICKNESS	27 ga
PANEL DESIGN	Wide Groove
STEEL EMBOSSEMENT	Stucco
DOOR THICKNESS	1-5/8" (4.1cm)
CONSTRUCTION LAYERS	Triple
INSULATION <sup>1</sup>	Polyurethane
R-VALUE <sup>2</sup>	15.1
U-VALUE	0.066
MINIMUM WIDTH	5'
MAXIMUM WIDTH	24' 2"
MINIMUM HEIGHT	7'
MAXIMUM HEIGHT	26' 1"
RAPID INSTALL VERTICAL LIFT	•
PAINT FINISH WARRANTY <sup>4</sup>	10 Years
WORKMANSHIP/HARDWARE WARRANTY <sup>4</sup>	1 Year

<sup>1</sup> Insulation has passed self-ignition, flamespread and smoke developed index fire testing.

<sup>2</sup> Amarr 2747 calculated door section R-value is in accordance with DASMA TDS-163.

<sup>3</sup> For complete warranty details, visit [amarr.com](http://amarr.com) or contact your local Amarr dealer.

## PANEL DESIGNS



WIDE GROOVE WITH STUCCO EMBOSSEMENT

## WINDOW OPTIONS



26" x 13" DOUBLE INSULATED ACRYLIC WINDOWS WITH BLACK FRAME



24" x 8" TEMPERED INSULATED WITH BLACK FRAME

## STEEL COLORS

Actual paint colors may vary from samples shown.



TRUE WHITE



SANDTONE



COMMERCIAL GRAY



COMMERCIAL BROWN



For custom colors, select from more than 600 approved, factory-applied Sherwin-Williams SnapDry™ paint colors in the Amarr Color Zone offering. SnapDry paint is resistant to dirt, fingerprints and UV weathering. Visit your local Sherwin-Williams store to view available SnapDry colors.



\*Price upcharge applies.



## ENTRE/MATIC

Entrematic  
165 Carriage Court  
Winston-Salem, NC 27105  
800.503.DOOR  
[www.amarr.com](http://www.amarr.com)

FOR TECHNICAL QUESTIONS:  
1.866.366.4814



Entrematic products may be the subject of one or more U.S. and/or foreign, issued and/or pending, design and/or utility patents. Entrematic and Amarr as words and logos are trademarks owned by Entrematic Group AB or companies within the Entrematic Group. Door specifications and technical data subject to change without notice.

©Entrematic Group AB 2018. All rights reserved. Printed in USA Form #5670219/20M/GVS